

Don't Dam your Drain

Your drains are like a beaver stream in North America. The beaver creates a pond by blocking the stream with a dam, which he makes from mud and sticks.

- If he had no sticks, the beaver's dam wouldn't be strong, and the mud would just wash away.
- If he had no mud, then the sticks would easily wash away.
- And if the beaver didn't have any mud or sticks, he couldn't make a dam.

Fat, oil, and grease from cooking are like mud. They stick inside the drain pipes. Food scraps stick to the pipes, and dam your drain.

Drains like this make bad smells. Those smells bring mice and rats to your house and neighbourhood.

Your drains go to a Sewerage System. Only human waste from the toilet, and dirty water from sinks, showers and washing machines should go into it. Nothing else!

Thousands of drains block every year.

If a sewer pipe blocks then the sewage still coming down the pipe has to go somewhere. It goes out of the nearest manhole, gully trap, or toilet above the blockage in a "sewage fountain".

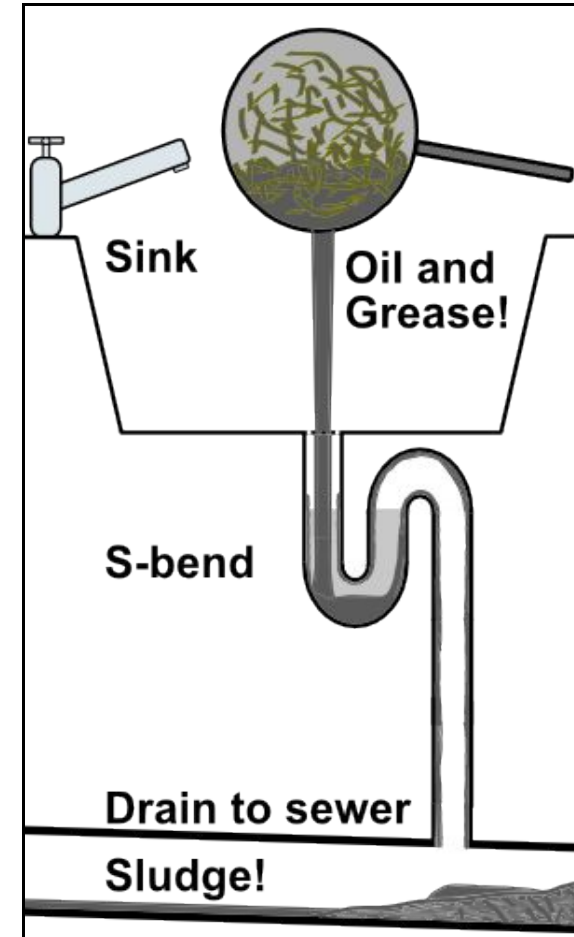
**Put your food scraps in the rubbish bin.
Collect your cooking fat, oil and grease in a tough container.
When full, pour into a jar with a good lid and throw that away.
You'll never block your sink again – ever.**

See the website www.fatrap.co.nz for details of the "Fat Trap"[™], the purpose-built container for storing fat, oil and grease.

"Fat Traps" cost \$12 for 2 (plus post and packing).

© 2009 FOG-Catcher Limited, PO Box 35210, Naenae, Lower Hutt 5041
[Re-order Code: LFC-HP04]

Be Sink-Wise!



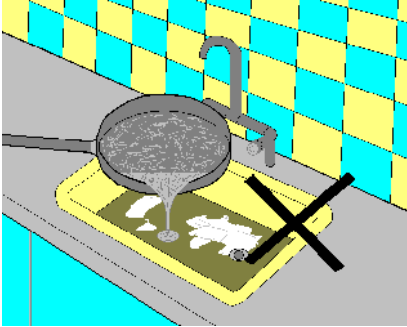

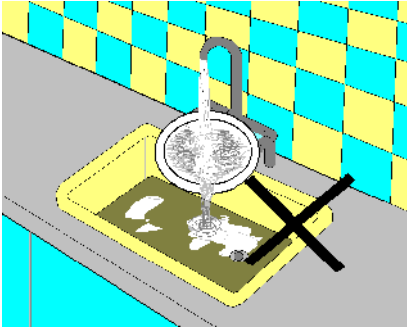
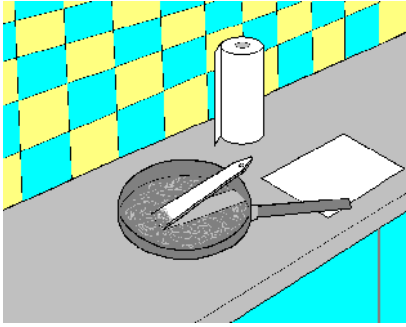
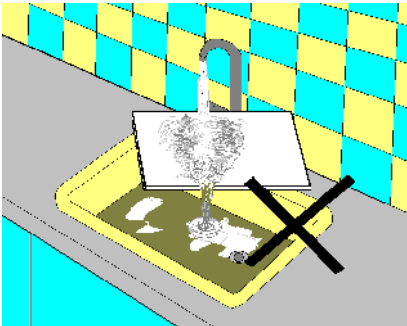
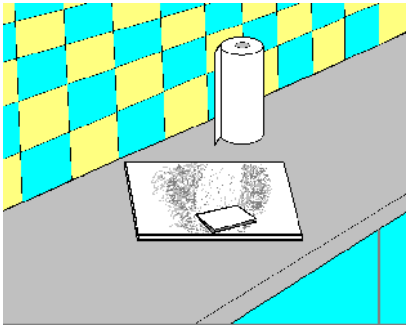
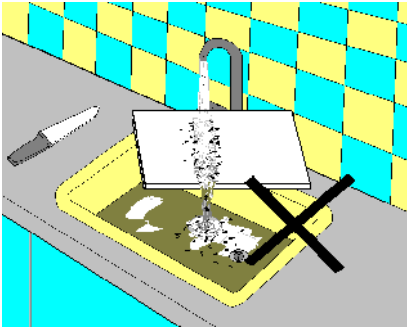

Learn how to [not] block your kitchen sink

© 2009 FOG-Catcher Limited – www.fatrap.co.nz

How to [Not] Block your Kitchen Sink

BAD IDEAS!

GOOD IDEAS!

	<p>Do not pour fat, oil and grease down the sink or an outside drain</p>		<p>Pour fat, oil and grease into a storage container such as a "Fat Trap"™</p>
	<p>Do not wash all the grease off with hot water</p>		<p>Take most of the grease off with a scraper and kitchen paper before washing</p>
	<p>Do not clean all the grease off boards and work surfaces with hot water</p>		<p>Wipe boards and work surfaces with kitchen paper before washing</p>
	<p>Do not put food scraps down the sink or an outside drain</p>		<p>Put all food scraps in the bin, or put meat scraps in the bin and the rest in a garden composter</p>

Using Good Ideas will avoid a blocked sink.

See the www.fattrap.co.nz website for lots more information.