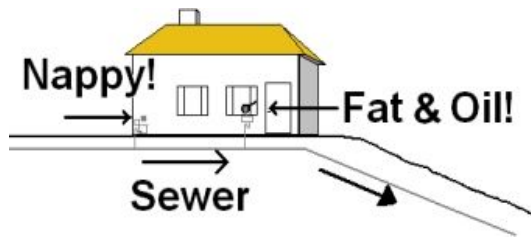


Don't use the Toilet as a Rubbish Bin!

Things that should not go down the toilet and shower



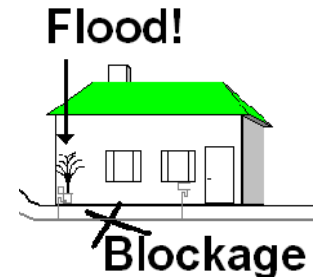
Every day, the country's sewers and sewage treatment works are inundated with items they are not supposed to deal with.

They are designed to handle human waste, toilet paper, and little else.

Household drain pipes are normally 100mm (4 inches) in diameter - the same size as a margarine tub - and street sewer pipes are usually only 150mm (6 inches).

The pipe from the toilet to the drain is 80mm.

Carelessly dropping sanitary items, nappies, etc. into the sewers causes problems including the flooding of your home or someone else's.



Many people use the toilet bowl as a waste bin. Drop it in and “*Flush away your troubles*”. However, the litter that you put in there pollutes the sewerage system and so contributes to blockages and sewage overflows.

<p>Disposable nappies, liners and wipes</p>	<p>Nappies will block a pipe when they find a pipe which is narrower than it should be due to a buildup of FOG. Liners and wipes will stick to FOG and add to a buildup.</p>
<p>Razor blades; Used syringes and needles</p>	<p>Sewer workers have to work with raw sewage when there is a blockage or other problem. They don't want to be cut by your old razor blade covered in sewage. And it will definitely be bad if they are jabbed by your needle.</p>
<p>Sanitary towels, tampons and panty liners; Condoms, incontinence pants, used plasters and bandages; Packaging, toilet roll tubes, contact lenses</p>	<p>These are filtered out of the sewage, bagged, and taken to landfill. But, if there is a sewage spill, they can be washed into a stormwater drain and be found floating down a stream or river, to end up in the sea.</p>
<p>Cotton buds and backing strips</p>	<p>Backing strips are so thin they can get through the filters and get to the sea. Cotton bud sticks are thin and stiff and they can block the filters. They can also get through them and get to the sea. Neither will decompose in the sea.</p>
<p>Medicines</p>	<p>Many medicines are designed to kill bacteria. These will also kill the useful bacteria that clean up the sewage. Don't put any medicines down the toilet.</p>

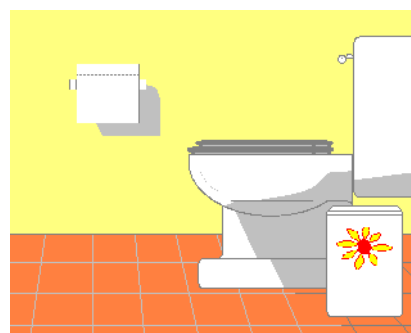
Don't use the Toilet as a Rubbish Bin! (2)

What to do with things which should not go down the toilet and shower

Keep a rubbish bin in the bathroom for used products. It only needs to be a small bin.

If you have a toilet in a room separate from the bathroom, keep another bin in there.

Put a bag as a liner in the bin to keep it clean.



Disposable nappies, liners and wipes	You can flush away the solids from a nappy down your toilet. Wrap the rest well and put in the bin. Sealable nappy disposal bags are available from supermarkets and pharmacies, as are reusable nappies.
Razor blades	To avoid injury, put used blades in a solid container such as a plastic jar that you were going to throw away anyway, and put that in with the household rubbish when it is full.
Sanitary towels, tampons and panty liners	Wrap well and put them in the bin. Special disposal bags are available at pharmacies and supermarkets. In public toilets, place these items in the sanitary disposal bin provided.
Condoms, incontinence pants, and used plasters and bandages	Wrap well and put them in the bin.
Packaging, toilet roll tubes, contact lenses, cotton buds, backing strips	Put them in the bin.
Medicines	Do not flush them down your toilet or put them in with your household rubbish. They will kill the natural bugs that clean the sewage or will contaminate the landfill. Return all unwanted, out of date, or left over medicines to your local pharmacy for safe disposal. Always keep medicines out of reach of children.
Used syringes and needles	Where you don't have an arrangement with your pharmacist for your "syringes and needles" you can go to the: Needle Exchange Programme (www.needle.co.nz) People should contact their local pharmacy first for advice.

Empty the bins at least once a week. If you are careful about wrapping things in sheets of toilet paper or facial tissue then you can tip the contents of the liner into the household rubbish bag and need not regularly replace the liner.